

Welcome to
Pukunui Fortnightly Tips

July 14, 2017: Creating an Observation
Checklist in Moodle



Pukunui
FACILITATING EDUCATION

What's Scott been up to lately?

- 2 Weeks Ago: Training in Sydney, NSW
- 1 Week Ago: Training in Wodonga, Victoria
- This Week: Training in Melbourne, Victoria

- I've been on the road!
- Wanted to keep today's session easy
 - And I keep getting asked *"How do I make an observation checklist?"*



What do I mean by “Observation Checklist”

- Want to be able to watch the student perform a task and ensure they have performed it correctly.
- ✓ Loosen Lug Nuts
- ✓ Position Jack
- ✓ Raise Car
- ✓ Remove Wheel
- ✓ Place Spare
- ✓ Lower Car
- ➔ Tighten Lug Nuts

What do I mean by “Observation Checklist”

- Want to be able to watch the student perform a task and ensure they have performed it correctly.
 - ✓ Loosen Lug Nuts
 - ✓ Position Jack
 - ✓ Raise Car
- Student shouldn't be able to mark off their own checklist.
 - ✓ Remove Wheel
 - ✓ Place Spare
 - ✓ Lower Car
- Should appear in the grade book.
 - Tighten Lug Nuts
- Should be able to download the results for archiving.

Option 1

- Repurpose the Feedback activity.

Repurposed Feedback

Overview

Edit questions

Templates

Analysis

Show responses

Show non-respondents

Add question

Choose...

❖ **Loosen Lug Nuts***

Yes No



❖ **Position Jack***

Yes No



❖ **Raise Car***

Yes No



Repurposed Feedback

Overview Edit questions Templates Analysis Show responses Show non-respondents

Add question

Choose...

Loosen Lug Nuts*

Yes No

Position Jack*

Yes No

Raise Car*

Yes No



- Build a feedback survey with Multiple Choice for each checklist item.
- Log in as the student and fill in the survey with yes/no.
- Download the results of the survey as a CSV.

Option 1: Repurposed Feedback

Pros





- ✓ Easy to build and use
- ✓ Easy to get results out of the survey using the download as CSV
- ✓ Easy to reevaluate a student by retaking the feedback

Cons



- Doesn't feed into the grade book
- Students can fill it out themselves
- Need to login as the student

Option 2

- Repurpose the Quiz activity.

<p>Question 1 Not yet answered Marked out of 1.00</p> <p> Flag question</p> <p> Edit question</p>	<p>Loosen Lug Nuts</p> <p>Select one:</p> <p><input type="radio"/> True</p> <p><input type="radio"/> False</p>
<p>Question 2 Not yet answered Marked out of 1.00</p> <p> Flag question</p> <p> Edit question</p>	<p>Position Jack</p> <p>Select one:</p> <p><input type="radio"/> True</p> <p><input type="radio"/> False</p>

Question 1
Not yet answered
Marked out of 1.00



 Flag question
 Edit question

Loosen Lug Nuts

Select one:

True
 False

Question 2
Not yet answered
Marked out of 1.00

 Flag question
 Edit question

Position Jack

Select one:

True
 False

- Build a Quiz with true/false questions.
- Put a password on the Quiz.
- Login as the student and “take the Quiz” to evaluate the student.

Option 2: Repurposed Quiz

Pros

- ✓ Easy to build and use
- ✓ Results are feed into the grade book.
- ✓ Can download their attempts at the quiz.
- ✓ Easy to reevaluate a student by retaking the quiz.
- ✓ Possibly take the Quiz offline using the Mobile App

Cons

- ➔ Need to login as the student

Option 3

- Repurpose the Assignment activity.

This assignment does not require you to submit anything online

Not graded

Student cannot edit this submission

Grade

Grade:				⌵
Loosen Lug Nuts	No	Yes	<input type="checkbox"/>	
Position Jack	No	Yes	<input type="checkbox"/>	

Submission

This assignment does not require you to submit anything online

Not graded

Student cannot edit this submission

Grade

Grade:

	No	Yes	
Loosen Lug Nuts			
Position Jack			
Brace Car			

- Build an Assignment, with no submission methods (i.e. the student cannot submit)
- Create a rubric for the Assignment that is the essentially checklist
- Grade students using the rubric to tick off tasks they perform correctly

Option 3: Repurposed Assignment

Pros

- ✓ Can add many comments about their performance, in many different methods (per checklist item, overall, with attached file)
- ✓ Feeds into grade book.
- ✓ Can reevaluate students easily.

Cons

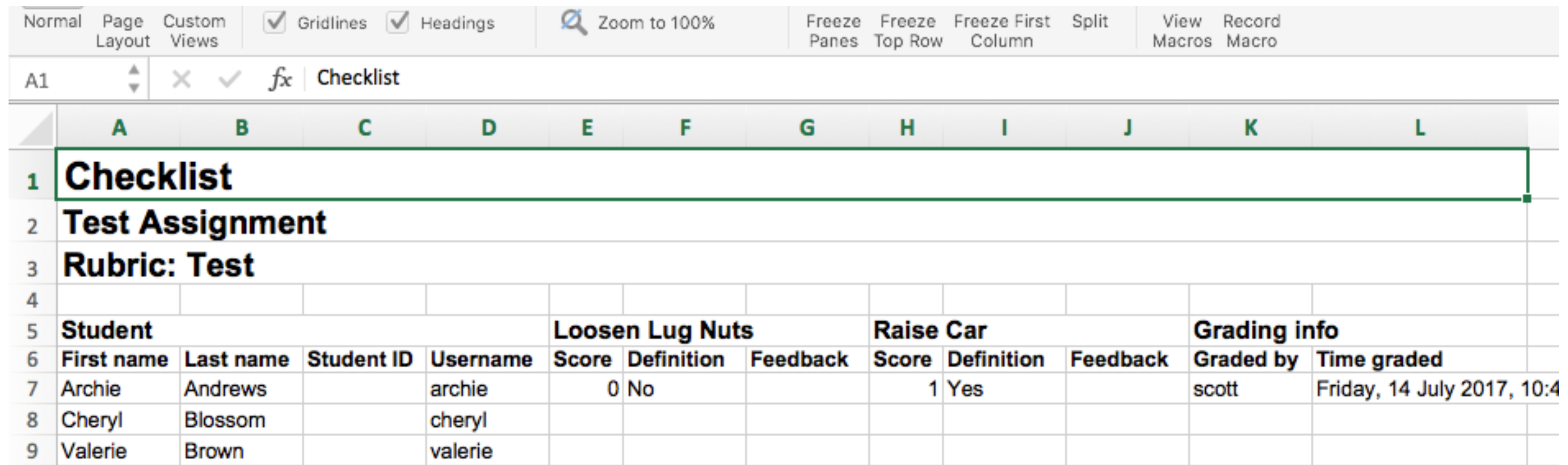
- ➔ Difficult to download/archive the rubric on its own.
- ➔ May be difficult to mark offline/in the field

Regarding Option 3: Downloading the Rubric?

If you need to download the rubric for archiving purposes, look into the following plugin:

Export Component Grades

https://moodle.org/plugins/report_componentgrades





























The screenshot shows a Moodle report plugin interface. At the top, there is a toolbar with options like 'Normal', 'Page Layout', 'Custom Views', 'Gridlines', 'Headings', 'Zoom to 100%', 'Freeze Panes', 'Freeze Top Row', 'Freeze First Column', 'Split', 'View Macros', and 'Record Macro'. Below the toolbar, the active cell is A1, containing the text 'Checklist'. The main content area is a table with columns A through L. Row 1 is 'Checklist', row 2 is 'Test Assignment', and row 3 is 'Rubric: Test'. Row 4 is empty. Row 5 is the start of a data table with columns: Student, Loosen Lug Nuts, Raise Car, and Grading info. Row 6 is the header for this table: First name, Last name, Student ID, Username, Score, Definition, Feedback, Score, Definition, Feedback, Graded by, Time graded. Row 7 shows data for Archie Andrews: Score 0, Definition No, Feedback, Score 1, Definition Yes, Feedback, Graded by scott, Time graded Friday, 14 July 2017, 10:4. Row 8 shows data for Cheryl Blossom. Row 9 shows data for Valerie Brown.

Student	Loosen Lug Nuts	Raise Car	Grading info								
First name	Last name	Student ID	Username	Score	Definition	Feedback	Score	Definition	Feedback	Graded by	Time graded
Archie	Andrews		archie	0	No		1	Yes		scott	Friday, 14 July 2017, 10:4
Cheryl	Blossom		cheryl								
Valerie	Brown		valerie								

Option 4

- Repurpose the Grade Book itself.

 Creating an Observation Checklist in Moodle	-		Edit	All / None	
  Repurposed Quiz	<input type="checkbox"/>	46.667	7.00	Edit	<input type="checkbox"/>
  Repurposed Assignment	<input type="checkbox"/>	13.333	Satisfactory (2.00)	Edit	<input type="checkbox"/>
  Checklist	<input type="checkbox"/>	40.0	-	Edit	All / None
  Loosen Lug Nuts	<input type="checkbox"/>	33.333	Satisfactory (2.00)	Edit	<input type="checkbox"/>
  Position Jack	<input type="checkbox"/>	33.333	Satisfactory (2.00)	Edit	<input type="checkbox"/>
  Raise Car	<input type="checkbox"/>	33.333	Satisfactory (2.00)	Edit	<input type="checkbox"/>
Σ Checklist total Include empty grades.			6.00	Edit	
Σ Course total			15.00	Edit	

Name	Weights ?	Max grade
 Creating an Observation Checklist in Moodle		
  Repurposed Quiz	<input type="checkbox"/> 46.667	7.00
  Repurposed Assignment	<input type="checkbox"/> 13.333	Satisfactory (2.00)
  Checklist	<input type="checkbox"/> 40.0	-
  Loosen Lug Nuts	<input type="checkbox"/> 33.333	Satisfactory (2.00)
  Position Jack	<input type="checkbox"/> 33.333	Satisfactory (2.00)
  Raise Car	<input type="checkbox"/> 33.333	Satisfactory (2.00)
Σ Checklist total Include empty grades.		6.00
Σ Course total		15.00

- Create a Grade Book category and Grade Book Items for the checklist
- Mark off students directly in the Grade Book

Option 4: Repurposed Grade Book

Pros

- ✓ Results are in the grade book explicitly.


Cons

- Difficult to set up.
- Can make a confusing grade book for multiple long checklists
- Bad habit to edit the Grade Book directly

Option 5

- Download the Checklist plugin

All items:



Yes Loosen Lug Nuts

No Position Jack

Yes Raise Car

Yes Remove Wheel

Yes Place Spare

Yes Lower Car

Checklist for Betty Cooper

View all students

Add comments

Toggle names & dates

All items:



Yes Loosen Lug Nuts

Yes Position Jack

Raise Car

Remove Wheel

Place Spare

Lower Car

- Checklist plugin: https://moodle.org/plugins/mod_checklist
- Can be configured so only Teachers can check off items
- Build a checklist, view the student, tick off items.

Option 5: Checklist Plugin

Pros

- ✓ An activity built for this purpose!
- ✓ Can feed directly into the grade book.

✓ Cons

- ➔ Little weird to set up, and a little awkward to navigate.
- ➔ Feeds the grade in points to the grade book, no way to change.
- ➔ Does not allow the downloading of explicit results.
- ➔ It's a plugin.

Thank You!

Questions?

Continue the conversation:



@kshuntley



www.linkedin.com/in/kshuntley/



www.scott.technology



scott@pukunui.com